

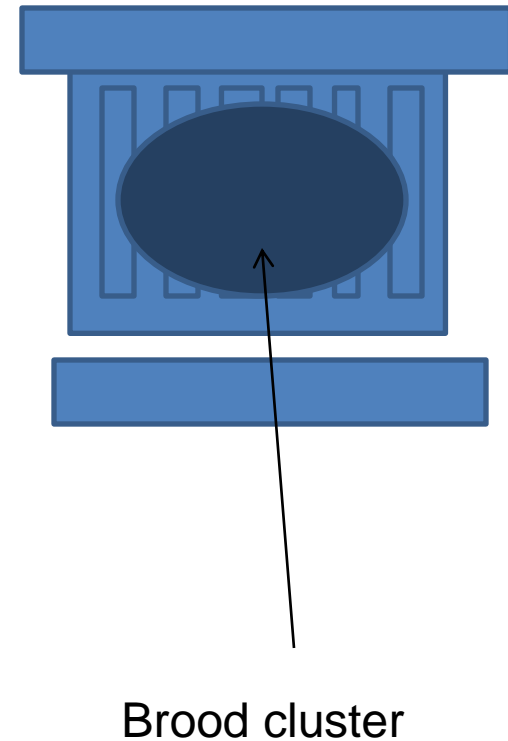
- New Colonies

- Nutritional needs are in the hands of the keeper and gradually handing off to Mother Nature

- Goal is To establish the colony, it's hive and position it for winter survival

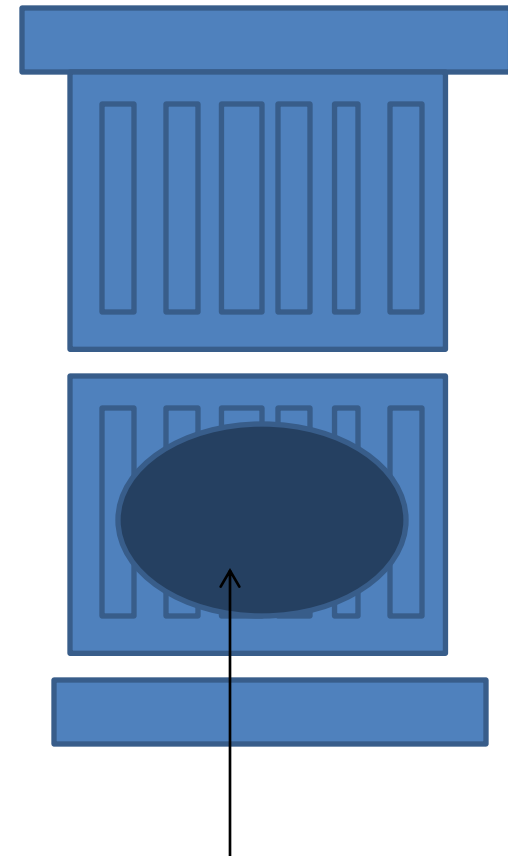
## Let's Manage Bees!

- Packages: It takes until about the middle of June for there to be enough bees to build out the first brood chamber.
- Nucs are much faster requiring a second brood chamber by late May/early June



# Let's Manage Bees!

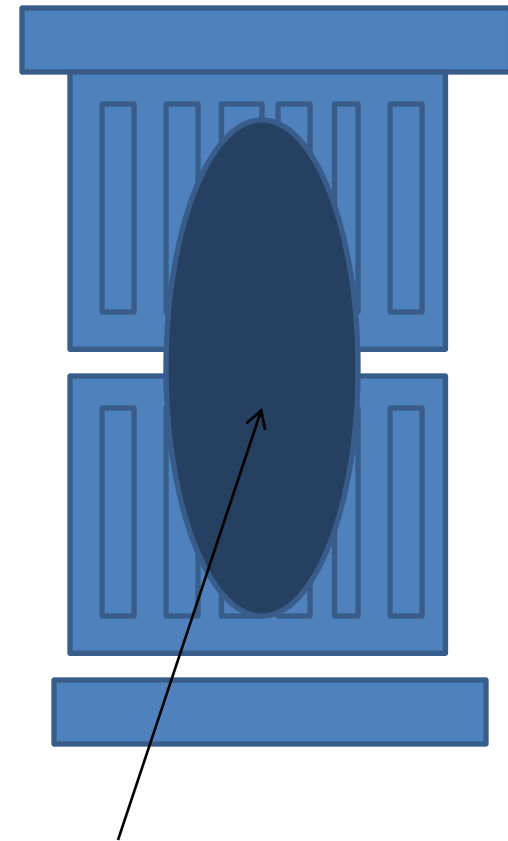
- When to expand?
  - Add a second story when the cluster has expanded to 8 of 10 frames and frames 9/10 are starting to build out (numbered from 1 edge to other)
- Continue feeding syrup & protein



Brood cluster

# Let's Manage Bees!

- Chimney Effect
  - Occurs when you expand too soon and the bees ignore the outside frames
- Remember that queen behavior is to move upwards!



Brood cluster

# Let's Manage Bees!

- When to stop feeding?
- Feed until they swarm!  
(I'm kidding)
- Stop when there is only 3 or 4 frames of foundation left or no longer feeding on syrup

